



NORTH WARWICKSHIRE
& HINCKLEY
WOODTURNING CLUB

Newsletter
October 2024



LOTTERY FUNDED

Find us on 

www.hinckleywoodturners.org.uk

Notes From The Editor

Inside you will find my report on the demonstration by club member Bob Smith. Bob turned a hanging lidded box. Since the Christmas competition is a hanging form, this demonstration may help in deciding what to turn.



You will also find a few pictures from the Dalmann Open Day. Based near Swindon, Dalmann have taken over from Styles and Bates. Their timber store is about the same size as Yandles but they don't have the associated machinery, tools and accessories that you can find at Yandles.

I have included a summary of the AGM. Chris Grimshaw has joined the committee. There were only a few comments from the floor so hopefully, we are running the club as you like. As announced at the AGM, the AWGB are putting up their subscription to £24 per year. The club is not changing its subscription, so we will be collecting £29 from you during November and December.

Our next meeting is on November 5th, when club member Paddy Byrne will be our demonstrator.

The Hinckley Christmas light switch on, takes place on Friday November 22nd. Please bring in suitable pieces for the stall. Further details will be provided nearer the time.

Raffle prize donations for the Christmas Party on December 17th would also be welcome. Bob Smith has agreed to cater the event so we look forward to a good buffet meal. Don't forget your spinning tops and your hanging vessel for the competition.

Rob Sheehan
Secretary, Newsletter Editor & Web Site Manager

Bob Smith 1/10/24 A Hanging Box Decoration


The Christmas challenge this year is a hanging vessel. In order to give members some inspiration, Bob demonstrated how to turn a hanging box with finial. Using Rowan Ash from his own garden, Bob had already turned it to round.



Bob mounted it between centres and turned a chucking tenon on the tail stock end. After mounting it in a chuck, Bob trued up the side with a spindle roughing gouge and trued up the end with a parting tool. He then cut a recess 10mm in from the edge.



Bob drilled a 10mm hole (size not important) down the centre, to a depth marked by tape on the drill bit.




Bob then hollowed out using a spindle gouge followed by a negative rake scraper to smooth the inside. Bob finished the inside and rim with a coat of sanding sealer (cheap, bought from motor factor) followed by friction polish and a coat of microcrystalline wax.



The inside of the box. Sanded, sealed and finished with friction polish and wax.



For the top of the box, Bob used Sapele. After turning a chucking spigot, he held it in chuck and trued up the face.



Bob measured the body recess with calipers and transferred the measurement to the top. He then cut a spigot to fit the main body. A few tries & resizes were necessary to achieve a good fit. He then cut the spigot deeper and ensured the matching face was square. After cutting the centre slightly concave, he decorated the spigot with three lines. He then sanded, sealed, and applied Friction polish and wax as before.




With the body back in the chuck, Bob fit the top and brought up the tail stock to hold. He turned the outside of the top to fit the body. He then tapered the top, as small as possible, with tail stock support and turned a short finial at the end. Bob said the finial can be different timber.



Bob drilled through the end for a rope, so the top can lift off when still hanging. As before, he sanded, sealed and applied friction polish, followed by Microcrystalline wax. The top wants to be a loose fit, so it can be lifted off while still hanging.



Using the recess on the body, Bob remounted the body onto a chuck. He then curved the body down to about 20mm at the end. He made the end slightly concave. Bob drilled another hole through the end (same hole as top). He then drilled a larger hole 5mm deep, to take the knot of string. The larger hole will be hidden by the lower finial.



The lower finial was also Sapele. A spigot was turned to fit the larger hole and the outside diameter turned to fit the body. Bob burned several lines on the body for decoration.



Right:
The finished finial, sanded,
sealed, friction polish and wax.



Below:
The finished box with string
for hanging. Lid is loose
enough to be lifted off one
handed.





Some of Bob's
Hanging Vessels.



Members' Work



Dalmann Open Day
19/10/2024
By Rob Sheehan



Stuart Mortimer

One-handed use of an angle grinder looked dangerous but he has been doing it for years.



Dalman Open Day - continued



Above - Phil Irons

**Below - Dalman
Warehouse**



Dalman Open Day - continued



Colwyn Way



North Warwickshire & Hinckley Woodturning AGM 15/10/2024

Committee members present: John Evans (chairman), Rob Sheehan (secretary), Steve Obrien (treasurer), Paddy Byrne (events organiser), Bob Smith (deputy chairman), Peter Deeming, Roger Smith, Bill Bennett, Tony Baxter, Fred York.

In total, 22 members were present. 5 members sent their apologies.

John opened the meeting at 6:30 & welcomed everyone. He said the club had had a good year but personally it had been a bad year for him due to his wife's passing after a long illness.

Rob summarised the 2023 AGM minutes.

Steve summerised the accounts. Last year £3994.51. This year £4226.05.

The current committee were re-elected en-bloc. Chris Grimshaw volunteered to join the committee.

The Hinckley Lights Switch On will take place on Friday November 22nd. Our stall will be set up around 4pm.

The Christmas Party will be held on Tuesday 17th December. Bob Smith agreed to cater again this year. People are asked to bring raffle prizes and a spinning top and hanging form for the competitions.

Woodworks at Daventry will be held on Friday May 9th & Saturday May 10th. The club competition is a tea set. We will hold follow up meeting to organise our competiton entry.

The club will continue to accept cash only. Rob's card machine will be used at the Christmas stall.

The meeting closed at 7:05.

NORTH WARWICKSHIRE & HINCKLEY WOODTURNING CLUB EVENTS 2024

July	2nd	Hands-On	
	16th	Hands-On	
August	6th	Demo	Paul Hannaby
	20th	Demo	Bob Smith - Square Bowl
September	3rd	Demo	Chris Grimshaw
	17th	Sharpening Hands-On	
October	1st	Demo	Bob Smith - Hanging Vessel
	15th	AGM followed by Hands-On	
November	5th	Demo	Pat Byrne - Snail
	19th	Hands-On	(Stand design)
	22nd	Hinckley Christmas lights switch-on	
December	3rd	TBD	
	17th	Christmas Party	

Events at Other Clubs

Please contact the club to check times/dates/locations before attending

Coombe Abbey
Friday October 18th demo by Lee Cartwright
Shilton Village Hall 6:30pm - 9pm